



1112-1 2" Wide General Purposes Caster Series


QPU (Brown round) Wheel Diameter × Wheel Width 150 x 42mm

A  
KS-11120601532011

Swivel Casters, Welded Caster Fork  
Black painted finish, Mounting Type - Top Plate, 85x70mm Bolt Hole Spacing  
Cast Iron Wheel Center, High Quality Polyurethane Wheel Tread, Cast Iron brown Bearings—Ball Bearings, with plastic caps

Wheel Tread: Hhigh-Quality Polyurethane  
Wheel Center: Iron core / Cast iron core

Drawings are for reference only and may differ from the product



Picture may differ from original product

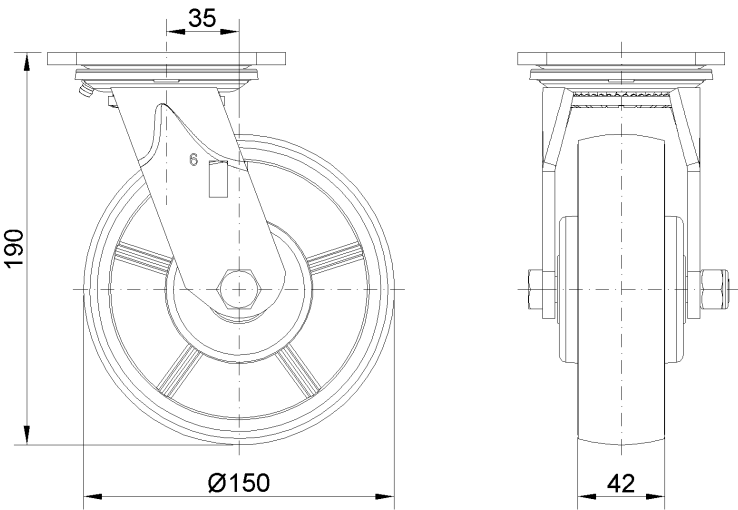
Technical Data

<input checked="" type="radio"/> Imperial <input type="radio"/> Metric	
Wheel Diameter	6 "
Wheel Width	1-11/16 "
Wheel Bearing	Wheels With Ball Bearings
Plate Size	4-9/16 " x 4 "
Bolt Hole Spacing	3-3/8 " x 2-3/4 "
Plate Hole	13/16 " x 3/8 "
Offset	1-3/8 "
Swivel Interference	9-1/8 "
Overall Height	7-1/2 "
Swivel Radius	4-9/16 "
Hardness Of Tread	92±5° Shore A
Load Capacity (Dynamic)	1323lbs
Load Capacity (Static)	1984lbs
Temperature	-4°F to +158°F
Fork Type	Swivel Caster
Stainless	N/A
Electrical Conductivity	N/A
Anti-Static	N/A
Weight	6.8lbs
Standard	ISO22883

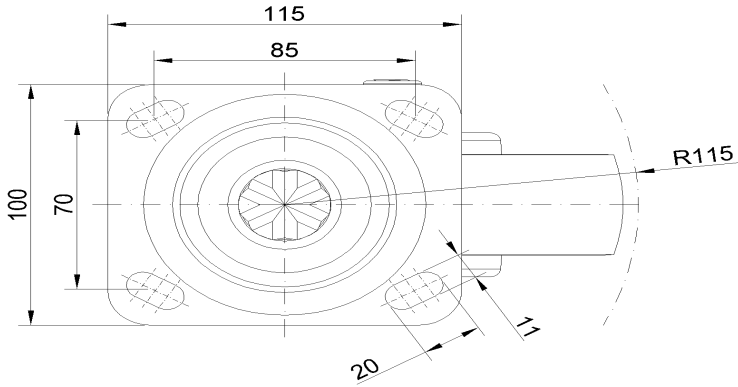
Advantages at a glance

Rolling Resistance	● ● ● ● ●
Operating Noise	● ● ● ● ●
Floor Surface Preservation	● ● ● ● ●

Dimensions



Mounting



\* For any deviation between metric and imperial spec, please refer to the metric spec.